

---

# Home Office Furniture



**There is more to furnishing a home office than simply selecting the desk, a task chair and a suitable storage solution. It involves thoughtful office design, office planning & understanding individual employees needs whilst considering their well-being.**

Our range of home office furniture has been thoughtfully designed to conform to UK safety & ergonomic standards, whilst also looking great in the home.

## 03 Our Services & Delivery Options

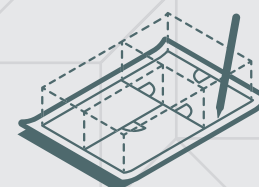
## 04 Home Office Desks

## 14 Shelving & Storage

## 21 Home Office Chairs

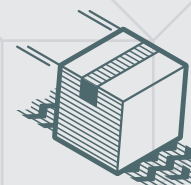
Perfect for managing large and complex home office contracts for companies or government institutions.

Our priority is always making life that little bit easier for all our customers. As part of our delivery service, we can offer dedicated project management, including a full suite of reporting and tracking, tailored to fit around you and your customer.



### Space Planning

Our experienced team use the latest software to ensure a full planning service, from site surveys and 2D plans to walk-through 3D visualisations. Just give us your measurements, and we will create and suggest possible layouts to enhance your space.



### Next Day Delivery

Need something tomorrow? Place your order with us, and we will ensure it reaches you by the next working day. No matter the order size, we can get you what you need, when you need it.



### 5 - 7 Day Delivery

Not in a rush? Delivery for all stocked products will be on our 5-7 day service.



### Room of Choice

If you need some additional assistance, but not full delivery and installation, our Room of Choice option is the service for you. We offer a two-man delivery, to the room the products are being used. We take out all the heavy lifting and transporting of goods, leaving everything exactly how you want it.



### Nominated Day

Our priority is always making life that little bit easier for all our customers. Our Nominated Day delivery service is tailored to fit around you. You choose the day and time slot; we'll do the rest.



### Delivery & Installation

With our experienced fitters overseeing the whole process from beginning to end, there's nobody who can install our furniture better than us. Once you have placed your order, we will deliver and fit within 10-15 working days. We guarantee you the install will be stress-free.

# Desks

Keep your study beautifully organised with a home office desk; ideal for placing all your stationery, books, and work essentials.





# HAYNES DESK

Part of the SOHO range, this contemporary desk offers storage and style. Its practical profile is contrasted with two drawers, ideal for keeping your work essentials neatly tidied away. The smooth-surfaced top is finished in a hardwearing laminate, supported by a sturdy square metal frame, making it ideal for your study or home office.

- Two drawers to help keep the desk tidy
- 25 mm thick top with a sturdy powder coated metal frame



Finishes



(w) 1200 x (d) 480 x (h) 770mm  
SOHODESK 1 (Oak/Brown): RRP £190.00  
SOHODESK 2 (Walnut/Black): RRP £190.00  
SOHODESK 1WH (White/White): RRP £190.00



# MILTON DESK

The minimalist profile of our Milton desk highlights a restorative, industrial design inspiration. Functional and solid, its MFC top is supported with sturdy steel legs.

Ideal for your home office, it offers a functional and stylish workstation.

- 25 mm thick top with a powder coated metal frame
- Two-year guarantee. Self-assembly required



Finishes



(w) 1200 x (d) 600 x (h) 760mm  
SOHODESK 3 (Oak/Brown): RRP £180.00  
SOHODESK 4 (Walnut/Black): RRP £180.00





# ODELL DESK

This functional office desk is designed with two shelving spaces that provide a convenient storage area for your work documents. Easy to assemble, its chunky profile is supported by a robust, welded steel frame. Offering both a retro and industrial-inspired aesthetic; this desk is a timeless option for your home office.

- Two shelves on either side for display or extra storage
- 25 mm thick top with a sturdy powder coated brown metal frame



Finishes



(w) 1200 x (d) 600 x (h) 770mm  
SOHODESK 5 (Oak/Brown): RRP £190.00  
SOHODESK 6 (Walnut/Black): RRP £190.00  
SOHODESK 5WH (White/White): RRP £190.00



# EATON DESK

Our Eaton desk is ideal for smaller spaces.

With ample storage options for paperwork and stationery thanks to a cubby space and shelving, it will bring a contemporary feel to your home office.

- Two shelves on either side for display or extra storage
- 25 mm thick top with a sturdy powder coated brown metal frame



Finishes



(w) 1200 x (d) 600 x (h) 770mm  
SOHODESK 7 (Oak/Brown): RRP £190.00  
SOHODESK 8 (Walnut/Black): RRP £190.00  
SOHODESK 7WH (White/White): RRP £190.00





BIBURY DESK

This sleek desk saves space to offer the perfect workstation for smaller areas of the house. Its attractive frame is contrasted with a wood tone body for a diverse and modern feel.

A built-in bookend offers a place for essential documents and allows you to keep organised.

- Bookend for helping books stay upright
- 25 mm thick top with a powder coated brown metal frame



(w) 1000 x (d) 500 x (h) 1010mm  
SOHODESK 9 (Oak/Brown): RRP £160.00  
SOHODESK 10 (Walnut/Black): RRP £160.00  
SOHODESK 9WH (White/White): RRP £160.00

Finishes

Oak Brown	Walnut Black	White White







GOALPOST DESK

The distinctive Goalpost leg, combined with six distinctive colours creates a striking statement in any home office environment. With clean, simple lines and thoughtful design touches, this is a refined and refreshing solution, no matter what you ask of it.

- Ultra modern goalpost leg with shallow modesty panel



GP1060REC (w) 1000 x (d) 600 x (h) 730	RRP £232.00
GP1260REC (w) 1200 x (d) 600 x (h) 730	£242.00
GP1460REC (w) 1400 x (d) 600 x (h) 730	£252.00
GP1660REC (w) 1600 x (d) 600 x (h) 730	£272.00
GP1860REC (w) 1800 x (d) 600 x (h) 730	£282.00

Top Finishes



Frame Finishes



GLIDE HEIGHT ADJUSTABLE DESK

The innovative Glide desk has an electric motor built into the legs, which allows the desk to be raised and lowered almost instantly and effortlessly with one hand. This desk enables you to sit or stand while you work, promoting a healthier working style.

- Pre-set your optimum working heights using the built in memory
- Lowest sitting position is 65cm
- Maximum height 131cm



ECSS1280CP (w) 1200 x (d) 800 x (h) 630 - 1290mm	RRP £830.00
ECSS1480CP (w) 1400 x (d) 800 x (h) 630 - 1290mm	£855.00
ECSS1680CP (w) 1600 x (d) 800 x (h) 630 - 1290mm	£880.00

Top Finishes



Frame Finishes





# Shelving & Storage

Paperwork piles seem to appear as if by magic overnight, but with many versatile office storage options available in our office storage collection, there really is no excuse for a cluttered workspace.



# WALCOT STORAGE

This shelving unit features a contemporary ladder style which not only looks the part but also saves space to offer a storage solution in smaller areas of the house. Its attractive frame is contrasted with wood-tone shelves for a diverse and modern feel.

- Soho style coat stand in a soft chalked oak finish, ideal for use in the hallway or bedroom or wherever extra storage is required
- Sturdy metal frame with hanging rail for clothes
- Three shelves for extra storage

(w) 640 x (d) 400 x (h) 1690mm

SOHOBOK 1 (Oak/Brown): RRP £115.00  
SOHOBOK 2 (Walnut/Black): RRP £115.00



## Finishes





HOME FILER

This filing cabinet has a narrow profile, but plenty of depth, meaning it can fit neatly into small spaces whilst still offering plenty of valuable filing space. It includes two deep drawers, giving you plenty of room to store unwanted clutter, and runners in each drawer for hanging files.

- A durable two drawer steel filing cabinet, able to hold either A4 suspension or foolscap hanging files
- 40kg loading capacity per drawer
- Fully lockable



TCS2FC  
(w) 465 x (d) 620 x (h) 700mm RRP  
£231.00

Finishes



FILING CABINET

This steel filing cabinet fits neatly into your home office to provide stylish and practical storage. It includes two deep drawers, providing ample room to store unwanted clutter, and runners in each drawer for hanging files.

- A durable four drawer steel filing cabinet, able to hold either A4 suspension or foolscap hanging files
- 40kg loading capacity per drawer
- Fully lockable

TCS4FC  
(w) 465 x (d) 620 x (h) 1300mm RRP  
£322.00



Finishes




SLIM PEDESTAL


Designed to tuck underneath our SOHO office desks, this practical cabinet will look sleek and modern in your home office. All drawers glide open and offer ample storage space for paperwork and files, and castors on the base mean it's easy to move around your room.

- A mobile three drawer steel under-desk pedestal
- Lockable drawers
- Discreet side handle drawers
- Smooth Accuride drawer handles

TKUSSMP3  
(w) 300 x (d) 510 x (h) 615mm RRP  
£257.00



Finishes





# Seating

Explore our range of thoughtfully designed office chairs, computer chairs and ergonomic chairs.

# STRATA

Physio-approved and suitable for 24-hour use by users up to 24 stone.

With an upholstered headrest, mesh back and extra-thick foam seat for total comfort.

Featuring five-seat and back adjustment options; this chair can be adjusted to suit many different users.

- Cold moulded, extra thick foam seat
- Seat slide for seat depth adjustment
- Integral lumbar support
- Height adjustable arms

CH0735  
Seat: (d) 530 x (w) 520 x (h) 500 - 565mm  
Back: (w) 545 x (h) 660mm

Chair & Arms RRP  
£658.00



## Fabric Finishes



# FONZ

A stylish, versatile chair with mesh back and seat to ensure a cool working environment.

Physio-approved, designed for 24 hour use by users up to 24 stone in weight.

- Generously cushioned seat
- Large, breathable mesh back
- Height and tilt adjustable headrest
- Height and width adjustable arms

CH0730  
Seat: (d) 460 x (w) 490 x (h) 495 - 575mm  
Back: (w) 495 x (h) 660mm

Chair & Arms RRP  
£440.00



## Fabric Finishes



# HEAVY DUTY VISTA

A high back posture chair, offering full body support at exceptional value, with an Asynchro mechanism.

Comes with adjustable arms, ratchet back adjustment, lumbar support and a seat slide. Suitable for 24hr usage.

- Heavy duty thick foam office chair for up to 24 hour use and users up to 152 kg
- Integral lumbar pump enables users to be comfortable throughout the working day
- Tested to BS 5459 (2000) Part 2 certification

CH0903  
Seat: (d) 510 x (w) 510 x (h) 485 - 585mm  
Back: (w) 490 x (h) 580mm

Chair & Arms RRP  
£395.00



## Fabric Finishes



# HEAVY DUTY POSTURE

A chair adapted to a heavy-use environment, featuring a thick moulded foam back, 2D adjustable arms and a heavy-duty Asynchro mechanism.

Suitable for 24hr use, for users up to 24 stone.

- Physio-approved foam padded chair, for up to 24 hour use and users up to 152 kg
- Asynchro mechanism with torsion control allows each user to adapt the chair to their needs
- Available with 2D height adjustable arms

CH0905  
Seat: (d) 460 x (w) 510 x (h) 480 - 570mm  
Back: (w) 495 x (h) 650mm

Chair & Arms RRP  
£298.00



## Fabric Finishes







SOHO

To get started in the world of home working, you will first need some appropriate furniture, and what better than a compact chair that covers all bases?

The new Soho chair from TC has the following features making it perfect for home working.

- Available in two frame colours: white & black
- Lock-tilt mechanism
- Supplied with fixed arms to match frame
- Breathable mesh back



Fabric Finishes



Frame Finishes



CH1899  
Seat: (d) 510 x (w) 520 x (h) 480 - 555mm  
Back: (w) 470 x (h) 630mm  
  
Chair & Arms RRP  
£120.00



MALDINI

Work from home in comfort with our Maldini office chair. Ergonomically designed to maximise lumbar support, the seat height, arm, and backrests can be easily adjusted to suit your needs. Neatly upholstered in soft fabric, the mesh back lends a sophisticated touch, while the headrest will ensure your posture is well-aligned.

- White height adjustable arms
- Synchro mechanism with seat slide
- Stylish chrome base as standard
- Padded foam seat with textured covering



Fabric Finishes



CH0782  
Seat: (d) 500 x (w) 520 x (h) 460 - 555mm  
Back: (w) 480 x (h) 560mm  
  
Chair & Arms RRP  
£311.00





DENALI

The Denali family of products offers a modern mesh back with a variety of bases. A contemporary range, with a stylish curved back and fixed arms.

- A contemporary mid back mesh chair with black swivel base
- Featuring a lock-tilt mechanism with torsion control, enabling the user to choose whether to sit at a fixed tilt angle, or float freely
- Suitable for users up to 115 kg

CH3301  
Seat: (d) 490 x (w) 470 x (h) 430 - 530mm  
Back: (w) 475 x (h) 575mm

Chair & Arms RRP  
£155.00



Fabric Finishes

Black

SCUBA

The Scuba chair features a cool mesh back and stylish fixed arms, as well as a chrome five castor base.

- Supplied with fixed arms
- Castors suitable for carpet or hard floors
- Generously cushioned seat
- Large, breathable mesh back

CH0792  
Seat: (d) 500 x (w) 510 x (h) 420 - 520mm  
Back: (w) 465 x (h) 570mm

Chair & Arms RRP  
£311.00



Fabric Finishes

Black

ZICO

Part of the Soho range, offering essential products at an affordable price.

The Zico is a mid-back chair which features breathable mesh and a stylish chrome base.

- Supplied with fixed arms to match the frame
- Discreet synchro mechanism with small levers, stylish and functional
- Chrome base as standard
- Black mesh seat

CH0799  
Seat: (d) 470 x (w) 470 x (h) 460 - 550mm  
Back: (w) 440 x (h) 495mm

Chair & Arms RRP  
£238.00



Fabric Finishes

Black

---

**T:** +44 (0) 1454 207360  
**F:** +44 (0) 1454 207367  
**E:** [sales@tcgroupuk.com](mailto:sales@tcgroupuk.com)  
**W:** [tcoffice.co.uk](http://tcoffice.co.uk)

